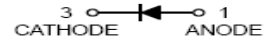


Features

- Fast switching speed
- High conductance

Mechanical Data

- Case: SOT-23
- Molding Compound: UL Flammability Classification Rating 94V-0
- Terminals: Matte tin-plated leads; solderability-per MIL-STD-202, Method 208



SOT-23

Ordering Information

Part Number	Package	Shipping Quantity	Marking Code
MMBD4148	SOT-23	3000 pcs / Tape & Reel	KA2

Maximum Ratings (@ T_A = 25 °C unless otherwise specified)

Parameter	Symbol	Value	Unit
Non-Repetitive Peak Reverse Voltage	V _{RM}	100	V
Peak Repetitive Peak Reverse Voltage	V _{RRM}	75	V
Working Peak Reverse Voltage	V _{RWM}	75	V
DC Blocking Voltage	V _R	75	V
RMS Reverse Voltage	V _{R(RMS)}	53	V
Average Rectified Output Current	I _o	150	mA
Peak Forward Surge Current, 1μs Single Half-sine-wave	I _{FSM}	2	A
Peak Forward Surge Current, 1s Single Half-sine-wave	I _{FSM}	1	A

Thermal Characteristics

Parameter	Symbol	Value	Unit
Power Dissipation	P _D	350	mW
Thermal Resistance Junction-to-Air	R _{θJA}	357	°C/W
Operating Junction Temperature Range	T _J	-65 ~ +150	°C
Storage Temperature Range	T _{STG}	-65 ~ +150	°C

Electrical Characteristics (@ $T_A = 25^\circ\text{C}$ unless otherwise specified)

Parameter	Symbol	Test Condition		Typ.	Max.	
Reverse Breakdown Voltage	$V_{(BR)R}$	$I_R = 100\mu\text{A}$	75	-	-	V
Forward Voltage	V_F	$I_F = 1\text{mA}$	-	-	0.715	V
		$I_F = 10\text{mA}$	-	-	0.855	V
		$I_F = 50\text{mA}$	-	-	1.000	V
		$I_F = 150\text{mA}$	-	-	1.250	V
Maximum Peak Reverse Current	I_R	$V_R = 20\text{V}$	-	-	25	nA
		$V_R = 75\text{V}$	-	-	2.5	μA
Total Capacitance	C_J	$V_R = 0\text{V}, f = 1.0\text{MHz}$	-	-	2	pF
Reverse Recovery Time	t_{rr}	$I_F = I_R = 10\text{mA}$ $I_{rr} = 0.1 \times I_R, R_L = 100\Omega$	-	-	4	ns

Ratings and Characteristics Curves (@ $T_A = 25^\circ\text{C}$ unless otherwise specified)

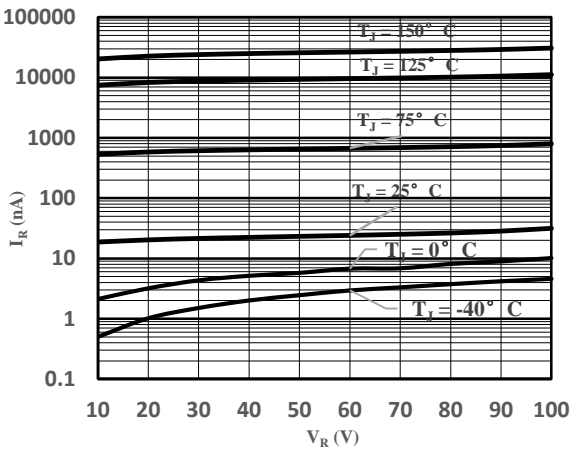


Fig 1 Typical Reverse Characteristic

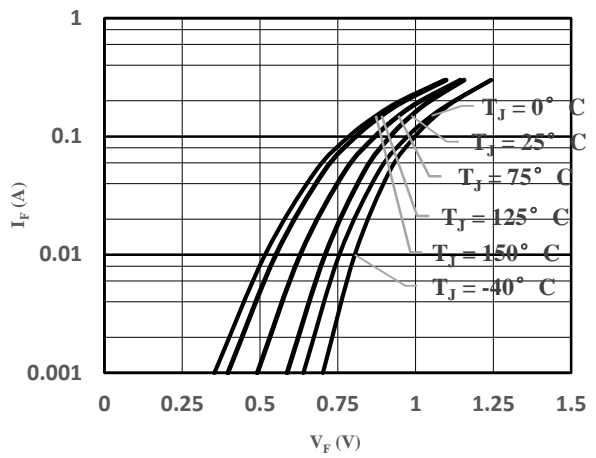


Fig 2 Typical Forward Characteristics

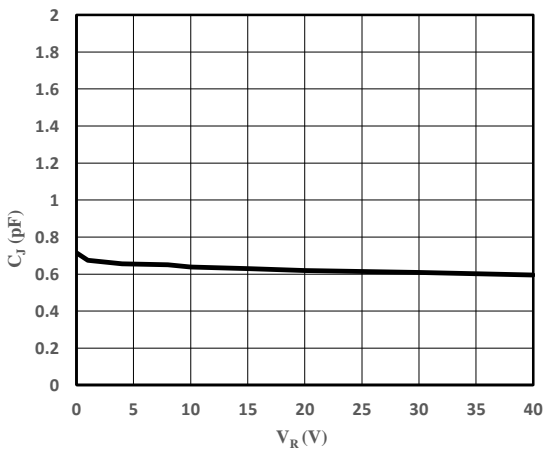


Fig 3 Capacitance vs. Reverse Voltage

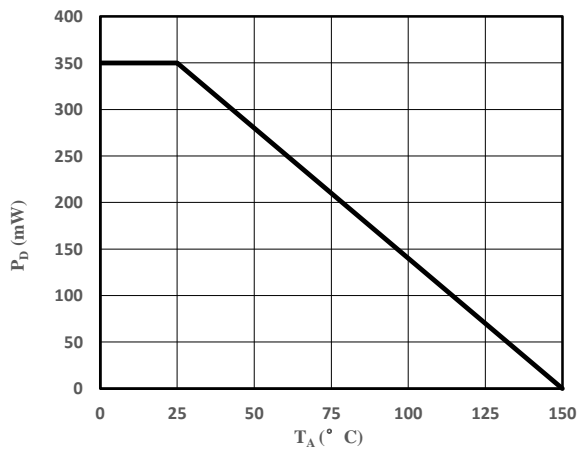
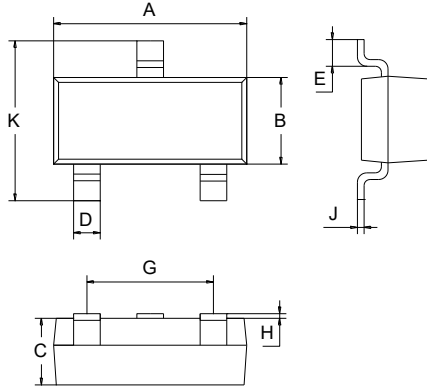


Fig 4 Power Derating Curve

Package Outline Dimensions (Unit: mm)



SOT-23		
Dimension	Min.	Max.
A	2.70	3.10
B	1.10	1.50
C	0.90	1.10
D	0.30	0.50
E	0.35	0.48
G	1.80	2.00
H	0.02	0.10
J	0.05	0.15
K	2.20	2.60

Package Outline Dimensions (Unit: mm)

SOT-23

