



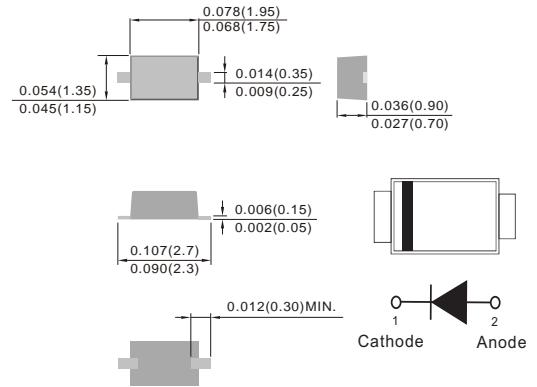
SOD-323

FEATURES

- Low Capacitance : 1.5 pF (Max) at $V_R=15V$
- Very Low V_F : 0.36V (Typ) at $I_F = 1mA$
- Extremely Fast Switching Speed
- Lead free in compliance with EU RoHS 2011/65/EU directive
- Green molding compound as per IEC61249 Std. . (Halogen Free)

MECHANICAL DATA

- Case: SOD-323 plastic case.
- Terminals : Solderable per MIL-STD-750, Method 2026
- Weight: 0.00014 ounces, 0.0041 grams



Dimensions in inches and (millimeters)

ORDERING INFORMATION

Type No.	Marking	Package Code
MMBD330WS	4T	SOD-323

MAXIMUM RATINGS AND THERMAL CHARACTERISTICS

Parameter	Symbol	VALUE	Units
Marking Code	-	330	-
Reverse Voltage	V_R	30	V
Peak Reverse Voltage	V_{RRM}	30	V
Maximum Forward Current	I_F	0.2	A
Power Dissipation (1)	P_{tot}	200	mW
Thermal Resistance , Junction to Ambient (1)	$R_{\theta JA}$	635	$^{\circ}C/W$
Junction Temperature Range	T_J	-55 to +125	$^{\circ}C$
Storage Temperature Range	T_{STG}	-55 to +150	$^{\circ}C$

NOTE:

1. FR-5 Board = 1.0X0.75X0.062 in.



ELECTRICAL CHARACTERISTICS ($T_j=25^\circ\text{C}$ unless otherwise noted)

Parameter	Symbol	Test Condition	Min.	Typ.	Max.	Units
Reverse Breakdown Voltage	$V_{(BR)}$	$I_R=10\mu\text{A}$	30	-	-	V
Reverse Leakage Current	I_R	$V_R=25\text{V}$	-	-	0.2	μA
Forward Voltage	V_F	$I_F=1.0\text{mA}$	-	-	0.45	V
Forward Voltage	V_F	$I_F=10\text{mA}$	-	-	0.6	V
Total Capacitance	C_J	$V_R=15\text{V}, f=1.0\text{MHz}$	-	-	1.5	pF

ELECTRICAL CHARACTERISTICS CURVES

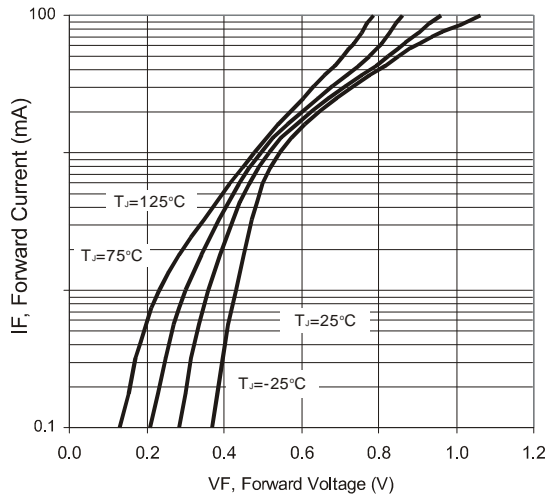


FIG. 1-TYPICAL FORWARD CHARACTERISTIC

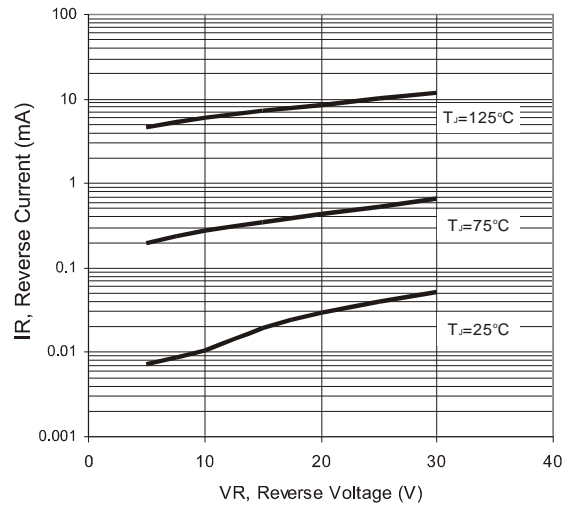


FIG. 2-TYPICAL REVERSE CHARACTERISTICS

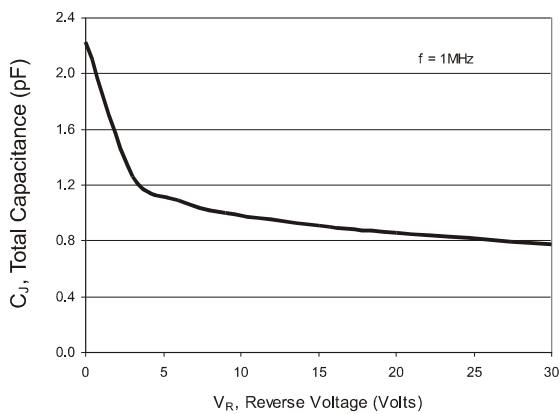
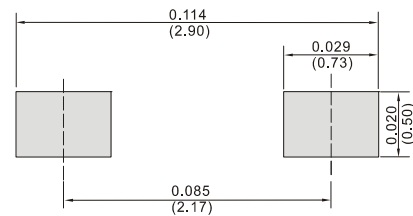


FIG. 3 TYPICAL TOTAL CAPACITANCE

MOUNTING PAD LAYOUT

Unit : inch(mm)



Package	Reel	Reel Size	Box	Box Size(mm)	Carton	Carton Size(mm)
SOD-323	3000pcs	7inch	45,000pcs	203×203×195	180,000pcs	438×438×220