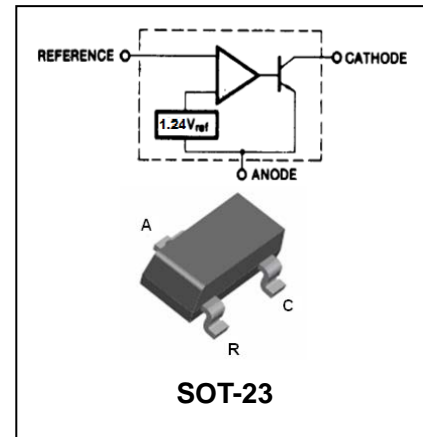




FEATURES

- Low dynamic output impedance 0.20 typical
- Sink current capability of 1.0 to 100mA
- Equivalent full-range temperature coefficient of 50ppm/°C typical
- Temperature compensated for operation over full rated Operating temperature range
- Low output noise voltage
- Fast turn-on response



ORDERING INFORMATION

Type No.	Marking	Package Code
LGE432	432	SOT-23

MAXIMUM RATING @ Ta=25°C unless otherwise specified

Parameter	symbol	limits	unit
Cathode Voltage	V_{KA}	15	V
Cathode current Range(Continuous)	I_{KA}	100	mA
Reference Input Current Range	I_{REF}	-0.05 to +3	mA
Power dissipation	P_D	330	mW
Thermal Resistance Junction to Ambient	$R_{\theta JA}$	350	°C/W
Thermal Resistance, Junction to Case	$R_{\theta JC}$	155	°C/W
Operating Temperature Range	T_{OPR}	0 to 70	°C
Operating Junction Range	T_J	-40 to +150	°C
Storage temperature Range	T_{STG}	-65 to +150	°C



Recommended Operating Conditions

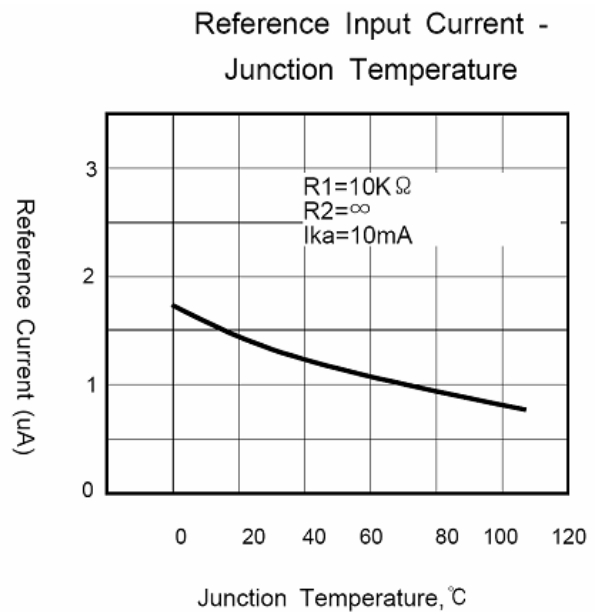
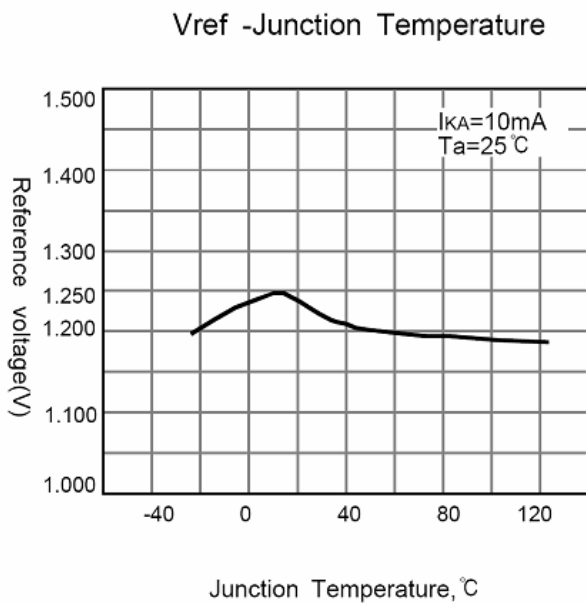
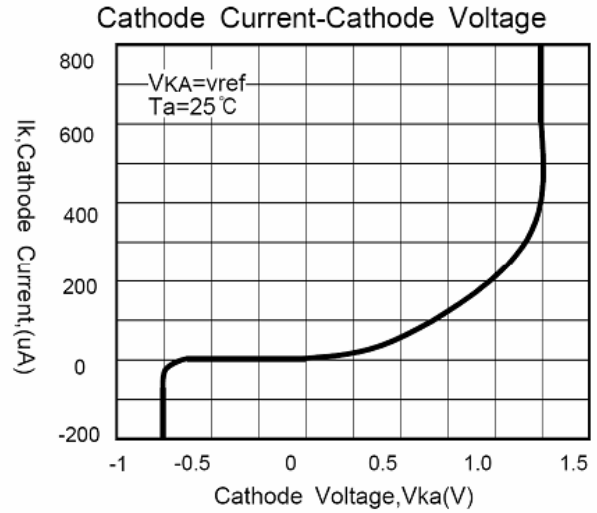
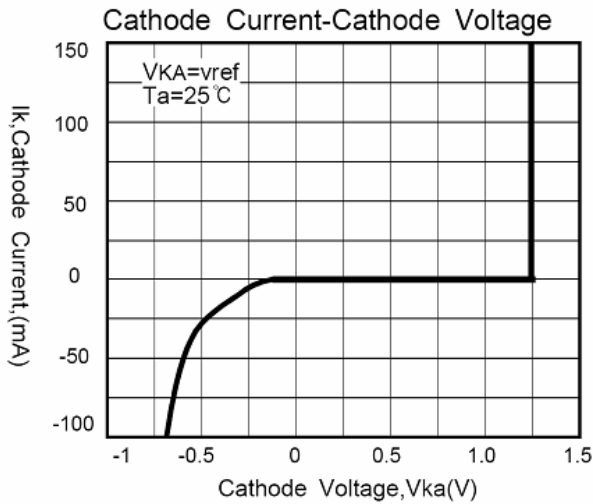
Parameter	symbol	Min	Typ	Max	Unit
Cathode Voltage	V_{KA}	V_{REF}	-	15	V
Cathode Current	I_{KA}	1.0	-	100	mA

ELECTRICAL CHARACTERISTICS @ $T_a=25^\circ\text{C}$ unless otherwise specified

Parameter	symbol	conditions	Min.	Typ.	Max.	unit	
Refer Input Voltage	V_{REF}	$V_{KA}=V_{REF}, I_{KA}=10\text{mA}$	0.5%	1.233	1.247	V	
			1%	1.228			1.24
			2%	1.215			1.252
Deviation of Reference Input Voltage Over Full Temperature Range	$\Delta V_{REF}/\Delta T$	$V_{KA}=V_{REF}, I_{KA}=10\text{mA}$ TA=Full Range		10	25	mV	
Ratio of Change in Reference Input Voltage to the Change in Cathode Voltage	$\Delta V_{REF}/\Delta V_{KA}$	$V_{KA}=1.25\text{V to }14.5\text{V}$		1.0	2.7	mV/V	
Reverse Input current	I_{REF}	$R_1=10\text{K}\Omega, R_2=\infty$		0.5	1	μA	
Deviation of Reference Input Current Over Full Temperature Range	$\Delta I_{REF}/\Delta T$	$R_1=10\text{K}\Omega, R_2=\infty$ TA=Full Range		0.05	0.3	μA	
Minimum Cathode Current for Regulation	$I_{KA(MIN)}$	$V_{KA}=V_{REF}$		60	80	μA	
Off-Stage Cathode Current	$I_{KA(OFF)}$	$V_{KA}=15\text{V}, V_{REF}=0$		0.04	0.5	μA	
Dynamic Impedance(Note2)	Z_{ZA}	$V_{KA}=V_{REF}, I_K=0.1\text{ mA} \sim 20\text{ mA}$ $f \leq 1.0\text{kHz}$		0.2	0.4	Ω	



TYPICAL CHARACTERISTICS @ $T_a=25^\circ\text{C}$ unless otherwise specified

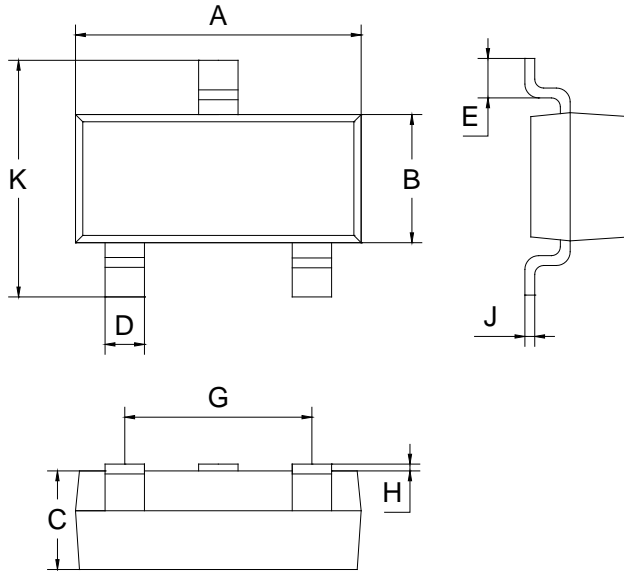




PACKAGE OUTLINE

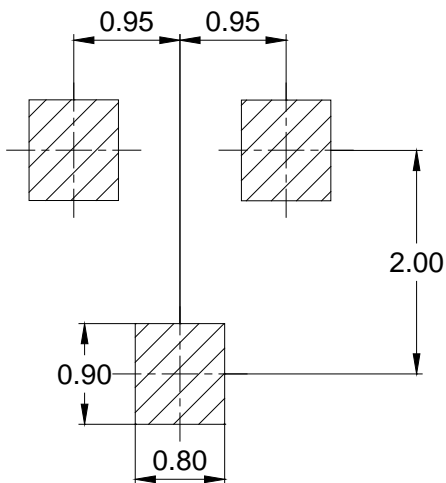
Plastic surface mounted package

SOT-23



SOT-23		
Dim	Min	Max
A	2.70	3.10
B	1.10	1.50
C	0.90	1.10
D	0.30	0.50
E	0.35	0.48
G	1.80	2.00
H	0.02	0.10
J	0.05	0.15
K	2.20	2.60
All Dimensions in mm		

SOLDERING FOOTPRINT



PACKAGE INFORMATION

Device	Package	Shipping
LGE432	SOT-23	3000 pcs / Tape & Reel