



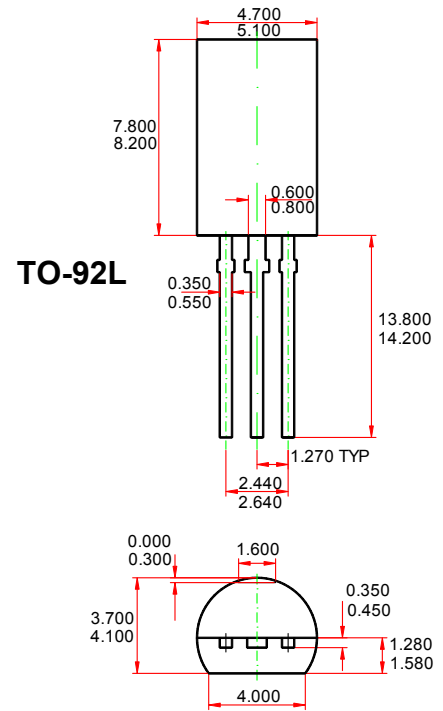
1. EMITTER
2. COLLECTOR
3. BASE

Features

✧ Complementary to 2SA966 and 3 Watts output Applications.

MAXIMUM RATINGS (T_A=25°C unless otherwise noted)

Symbol	Parameter	Value	Units
V _{CB0}	Collector-Base Voltage	30	V
V _{CEO}	Collector-Emitter Voltage	30	V
V _{EBO}	Emitter-Base Voltage	5	V
I _C	Collector Current -Continuous	1.5	A
P _C	Collector Power Dissipation	0.9	W
T _J	Junction Temperature	150	°C
T _{stg}	Storage Temperature	-55-150	°C



Dimensions in inches and (millimeters)

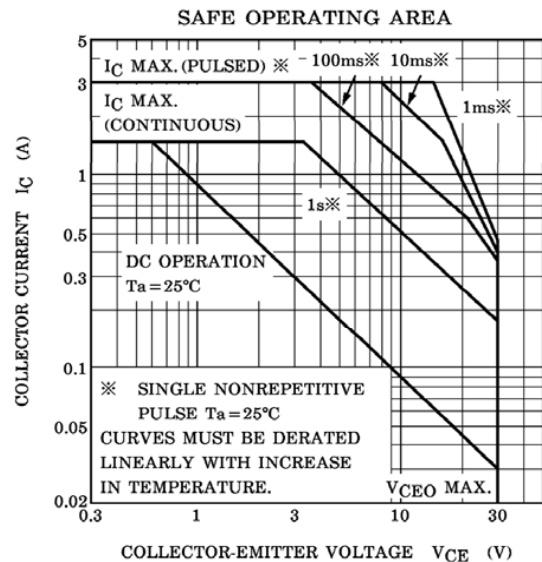
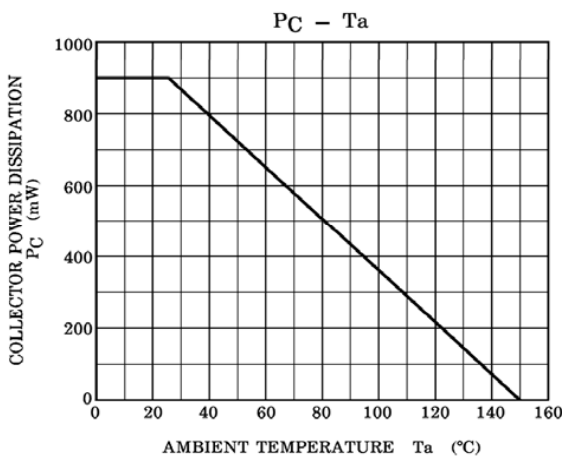
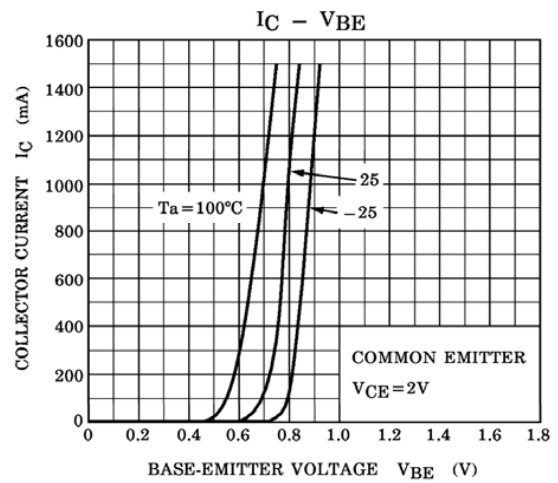
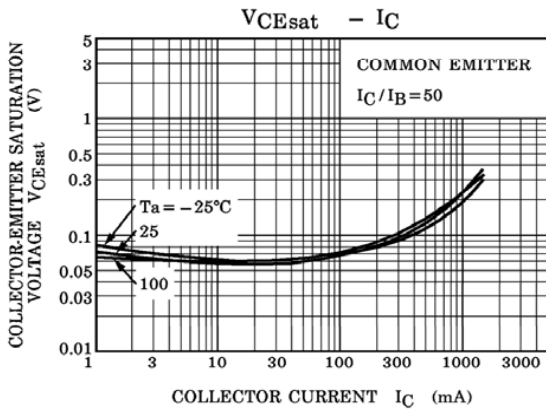
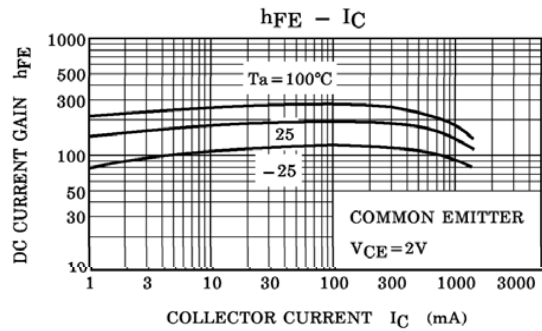
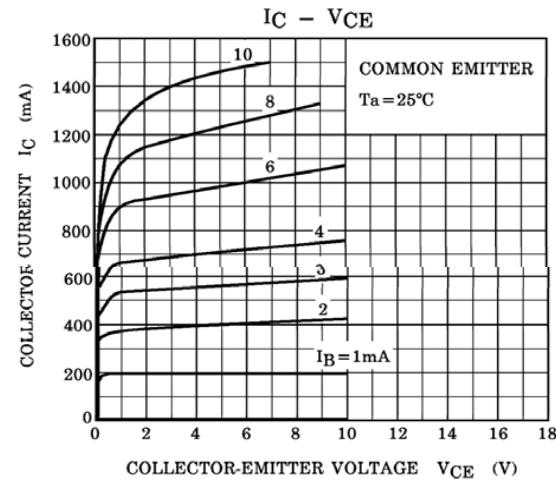
ELECTRICAL CHARACTERISTICS (T_{amb}=25°C unless otherwise specified)

Parameter	Symbol	Test conditions	MIN	TYP	MAX	UNIT
Collector-base breakdown voltage	V(BR) _{CBO}	I _C = 1mA , I _E =0	30			V
Collector-emitter breakdown voltage	V(BR) _{CEO}	I _C = 10mA , I _B =0	30			V
Emitter-base breakdown voltage	V(BR) _{EBO}	I _E = 1mA , I _C =0	5			V
Collector cut-off current	I _{CB0}	V _{CB} =30V , I _E =0			0.1	μA
Emitter cut-off current	I _{EBO}	V _{EB} =5V , I _C =0			0.1	μA
DC current gain	h _{FE}	V _{CE} =2 V , I _C = 500mA	100		320	
Collector-emitter saturation voltage	V _{CE(sat)}	I _C = 1.5 A , I _B = 0.03A			2	V
Base-emitter voltage	V _{BE}	I _C = 500 mA , V _{CE} = 2V			1	V
Transition frequency	f _T	V _{CE} = 2V , I _C = 500mA		120		MHz
Collector output Capacitance	C _{ob}	V _{CB} = 10V , I _E = 0, f=1MHz			30	pF

CLASSIFICATION OF h_{FE}

Rank	O	Y
Range	100-200	160-320

Typical Characteristics



Package	Packing	Quantity	Box	Box Size(mm)	Carton	Carton Size(mm)
TO-92L	Bulk	500pcs/Bag	5000pcs	245×170×100	50,000pcs	525×375×270
TO-92L	Tape	2000pcs/Tap	2000pcs	333×203×42	20,000pcs	493×400×264