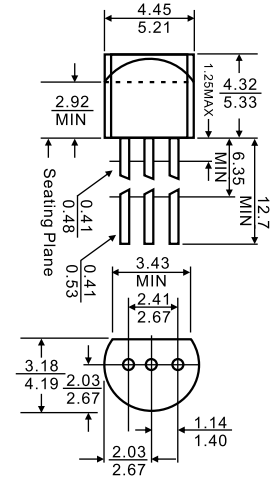




1. EMITTER
2. COLLECTOR
3. BASE

TO-92



Dimensions in inches and (millimeters)

Features

- ✧ 1W output applications
- ✧ complementary to 2SC2120

MAXIMUM RATINGS ($T_A=25^\circ\text{C}$ unless otherwise noted)

Symbol	Parameter	Value	Units
V_{CBO}	Collector-Base Voltage	-35	V
V_{CEO}	Collector-Emitter Voltage	-30	V
V_{EBO}	Emitter-Base Voltage	-5	V
I_C	Collector Current -Continuous	-0.8	A
P_C	Collector Power Dissipation	0.6	W
T_j	Junction Temperature	150	$^\circ\text{C}$
T_{stg}	Storage Temperature	-55 to +150	$^\circ\text{C}$

ELECTRICAL CHARACTERISTICS ($T_{amb}=25^\circ\text{C}$ unless otherwise specified)

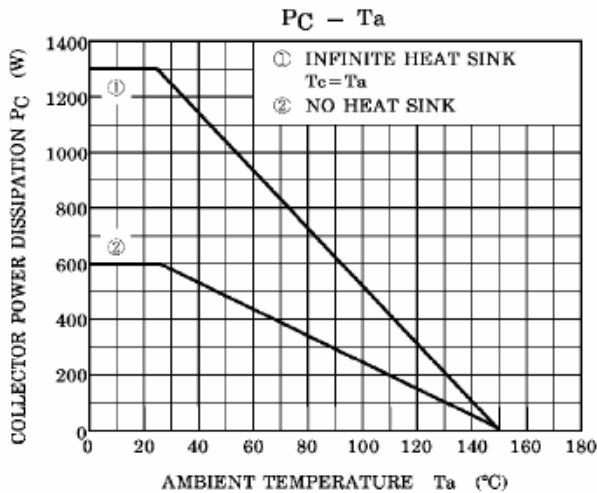
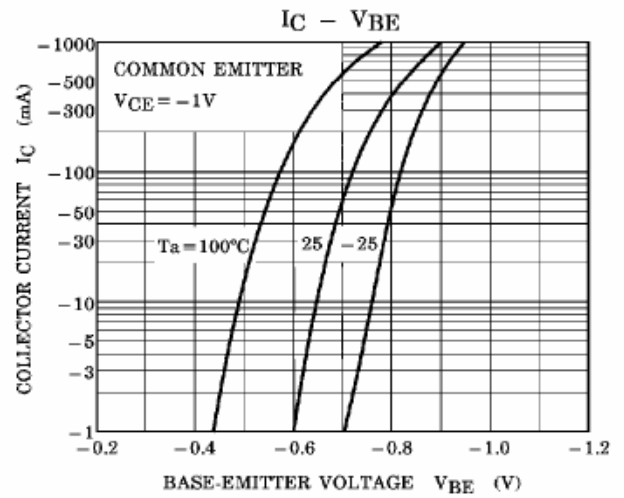
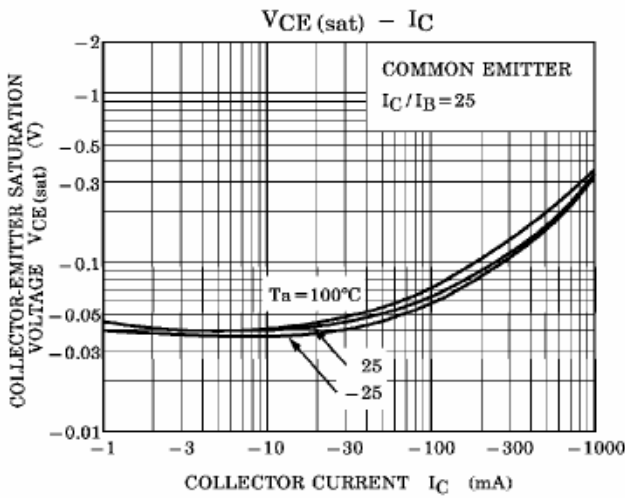
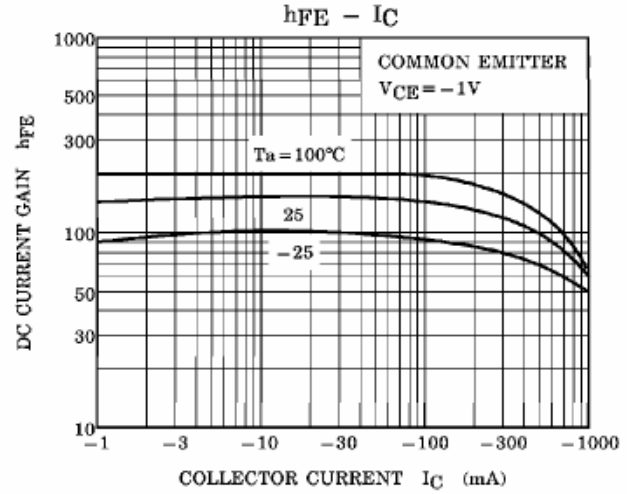
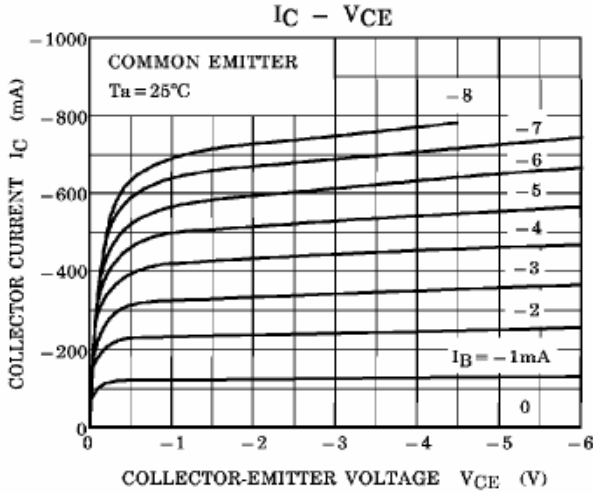
Parameter	Symbol	Test conditions	MIN	TYP	MAX	UNIT
Collector-base breakdown voltage	$V_{(BR)CBO}$	$I_C = -0.1\text{mA}$, $I_E = 0$	-35			V
Collector-emitter breakdown voltage	$V_{(BR)CEO}$	$I_C = -10\text{mA}$, $I_B = 0$	-30			V
Emitter-base breakdown voltage	$V_{(BR)EBO}$	$I_E = -0.1\text{mA}$, $I_C = 0$	-5			V
Collector cut-off current	I_{CBO}	$V_{CB} = -35\text{V}$, $I_E = 0$			-0.1	μA
Emitter cut-off current	I_{EBO}	$V_{EB} = -5\text{V}$, $I_C = 0$			-0.1	μA
DC current gain	$h_{FE(1)}$	$V_{CE} = -1\text{V}$, $I_C = -100\text{mA}$	100		320	
	$h_{FE(2)}$	$V_{CE} = -1\text{V}$, $I_C = -700\text{mA}$	35			
Collector-emitter saturation voltage	$V_{CE(sat)}$	$I_C = -500\text{mA}$, $I_B = -20\text{mA}$			-0.7	V
Emitter-base voltage	V_{BE}	$V_{CE} = -1\text{V}$, $I_C = -10\text{mA}$	-0.5		-0.8	V
Collector Output Capacitance	C_{ob}	$V_{CB} = -10\text{V}$, $I_E = 0$ $f = 1\text{MHz}$		19		pF
Transition frequency	f_T	$V_{CE} = -5\text{V}$, $I_C = -10\text{mA}$		120		MHz

CLASSIFICATION OF $h_{FE(1)}$

Rank	O	Y
Range	100-200	160-320



Typical Characteristics



Package	Packing	Quantity	Box	Box Size(mm)	Carton	Carton Size(mm)
TO-92	Bulk	1000pcs/BP	10,000pcs	245×170×100	100,000pcs	525×375×270
TO-92	Tape	2000pcs/TP	2000pcs	333×162×43	20,000pcs	350×340×250