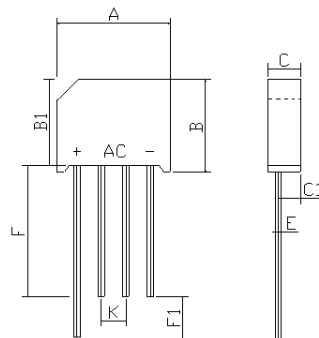




VOLTAGE RANGE: 50 --- 1000 V
FORWARD CURRENT: 8.0 A



KBL		
Dim	Min	Max
A	18.30	19.55
B	15.20	16.30
B1	13.80	15.05
C	5.00	6.30
C1	3.30	4.25
E	Ø1.10	Ø1.40
F	15.50min	
F1	4.00min	
K	4.60	5.60
All Dimensions in mm		

Features

- ◇ Rating to 1000V PRV
- ◇ Surge overload rating to 150 Amperes peak
- ◇ Ideal for printed circuit board
- ◇ Reliable low cost construction utilizing molded plastic technique results in inexpensive product
- ◇ Lead solderable per MIL-STD-202 method 208

MAXIMUM RATINGS AND ELECTRICAL CHARACTERISTICS

Ratings at 25°C ambient temperature unless otherwise specified.

Single phase, half wave, 60 Hz, resistive or inductive load. For capacitive load, derate by 20%.

		KBL8005	KBL801	KBL802	KBL804	KBL806	KBL808	KBL810	UNITS
Maximum recurrent peak reverse voltage	V_{RRM}	50	100	200	400	600	800	1000	V
Maximum RMS voltage	V_{RMS}	35	70	140	280	420	560	700	V
Maximum DC blocking voltage	V_{DC}	50	100	200	400	600	800	1000	V
Maximum average forward output current @ $T_A=25^\circ C$	$I_{F(AV)}$	8.0							A
Peak forward surge current 8.3ms single half-sine-wave superimposed on rated load	I_{FSM}	200							A
I^2t Rating for fusing @ $T_j=25^\circ C$	I^2t	66							A ² S
Typical Junction Capacitance	C_J	400							pF
Maximum instantaneous forward voltage @ 4.0 A	V_F	1.0							V
Maximum reverse current @ $T_A=25^\circ C$ at rated DC blocking voltage @ $T_A=100^\circ C$	I_R	10.0 1.0							μA mA
Typical thermal resistance per leg	$R_{\theta JA}$ $R_{\theta JC}$	13 7.5							$^\circ C/W$
Operating junction temperature range	T_J	- 55 ---- + 150							$^\circ C$
Storage temperature range	T_{STG}	- 55 ---- + 150							$^\circ C$



Ratings AND Characteristic Curves (TA=25°C unless otherwise noted)

FIG. 1 FORWARD CURRENT DREATING CURVE

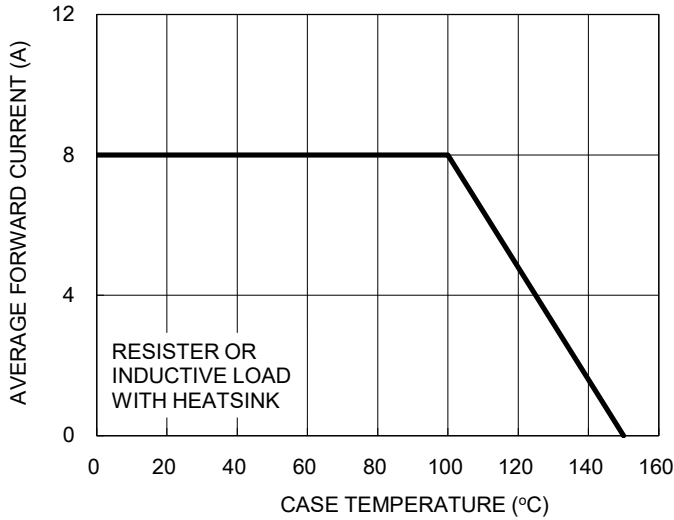


FIG. 2 TYPICAL REVERSE CHARACTERISTICS

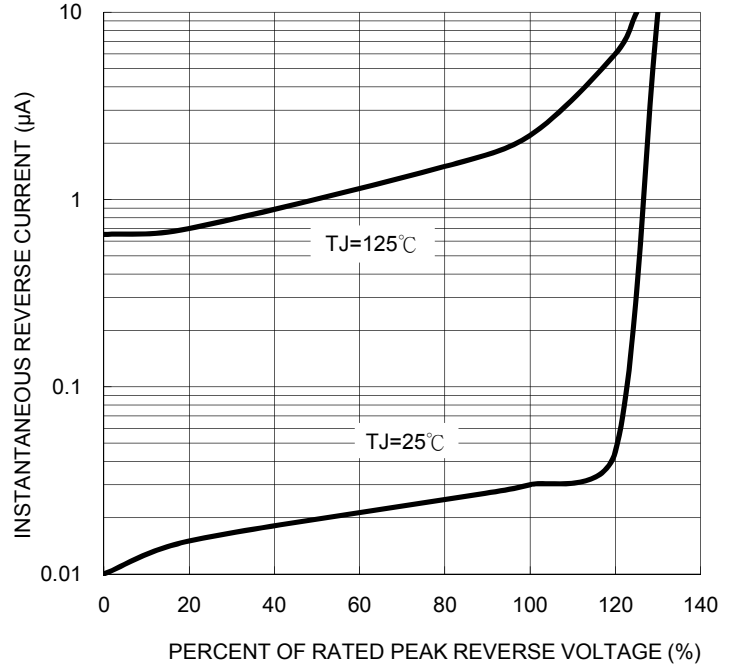


FIG. 3 MAXIMUM NON-REPETITIVE FORWARD SURGE CURRENT

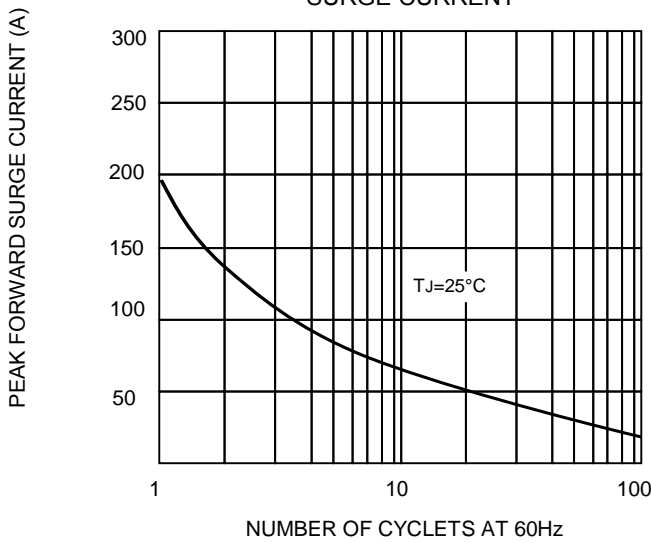


FIG. 4 TYPICAL FORWARD CHARACTERISTICS

