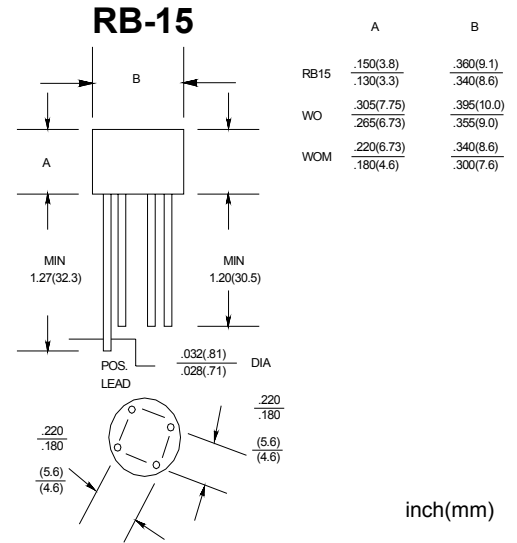




FEATURES

- Rating to 1000V PRVP
- Surge overload rating to 40 Amperes peak
- Glass passivated chip junctions
- Reliable low cost construction utilizing molded plastic technique results in inexpensive product
- Lead solderable per MIL-STD-202 method 208
- Lead: silver plated copper, solderde plated
- Plastic material has UL flammability classification 94V-0



Maximum Ratings (@TA = 25°C unless otherwise specified)

Characteristic	Symbol	RB151	RB152	RB153	RB154	RB155	RB156	RB157	UNITS
Maximum Recurrent Peak Reverse Voltage	V_{RRM}	50	100	200	400	600	800	1000	V
Maximum RMS Reverse Voltage	V_{RMS}	35	75	140	280	420	560	700	V
Maximum DC Blocking Voltage	V_{DC}	50	100	200	400	600	800	1000	V
Maximum average forward Output current @TA=40°C	$I_{F(AV)}$	1.5							A
Peak forward surge current 8.3ms single half-sine-wave superimposed on rated load	I_{FSM}	50							A
I ² t Rating for fusing @Tj=25°C	I ² t	10							A ² S

Thermal Characteristics

Characteristic	Symbol	RB151	RB152	RB153	RB154	RB155	RB156	RB157	UNITS
Operating junction temperature range	T_J	-55 -- +150							°C
Storage temperature range	T_{STG}	-55 -- +150							°C

Electrical Characteristics (@TA = 25°C unless otherwise specified)

Characteristic	Symbol	RB151	RB152	RB153	RB154	RB155	RB156	RB157	UNITS
Maximum instantaneous forward voltage at 1.5A	V_F	1.0							V
Maximum reverse current @TA=25°C at rated DC blocking voltage @TA=100°C	I_R	5.0 0.5							μA mA



FIG.1 – TYPICAL FORWARD CURRENT DERATING CURVE

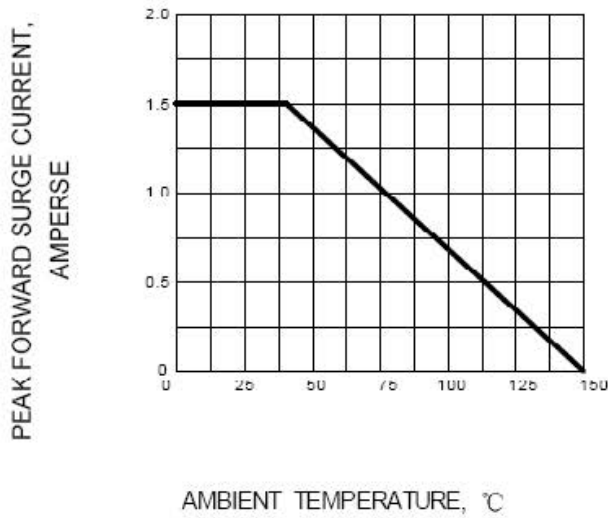


FIG.2 -- MAXIMUM NON-REPETITIVE FORWARD SURGE CURRENT

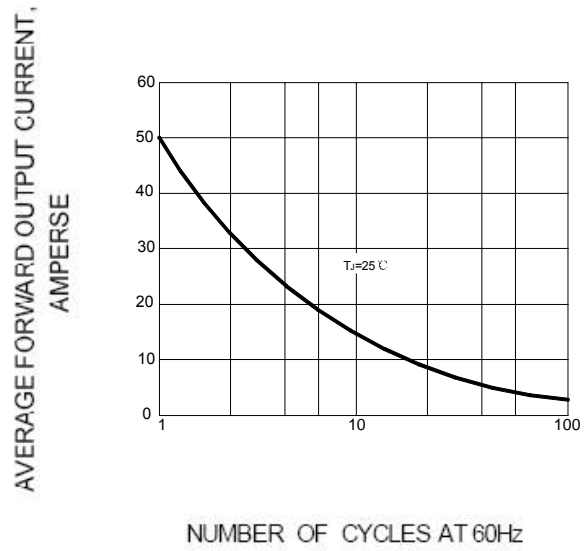


FIG.3 – TYPICAL FORWARD CHARACTERISTIC

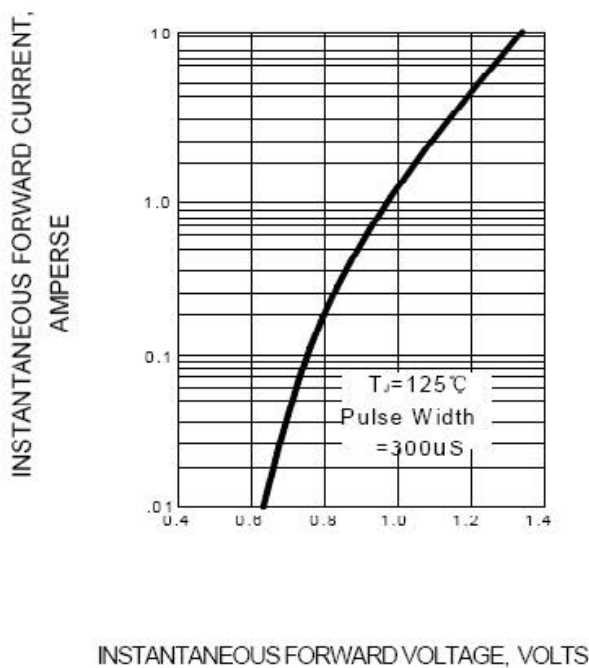
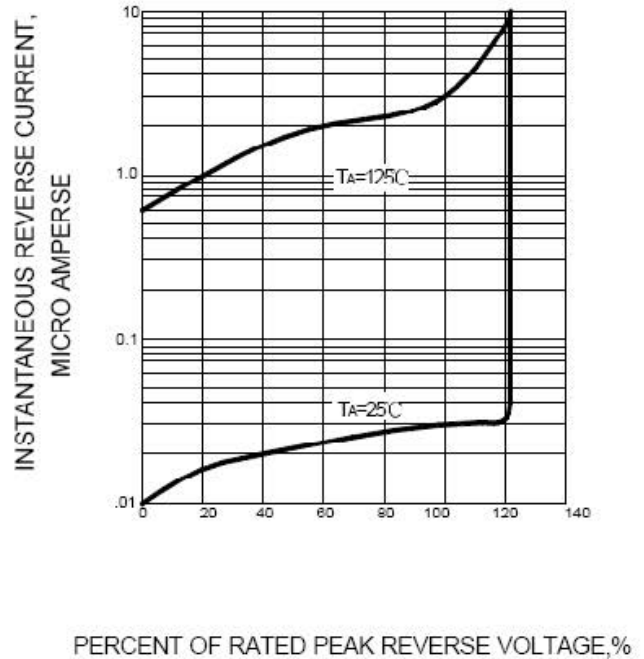


FIG.4 – TYPICAL REVERSE CHARACTERISTIC



Device	Package	Shipping
RB151--RB157	RB-15	50unit/pipe